



DC140-12

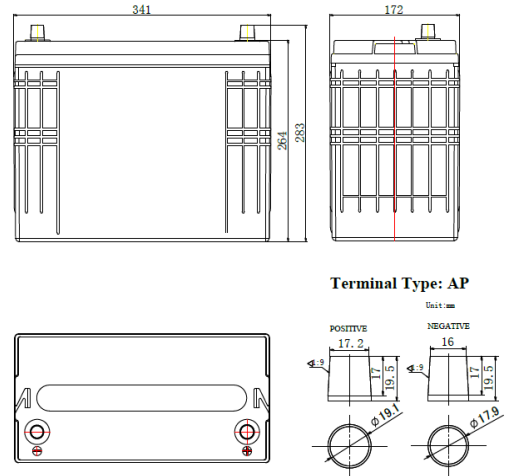
DEEP CYCLE MAINTENANCE - FREE SEALED AGM BATTERY

Electrical Specifications

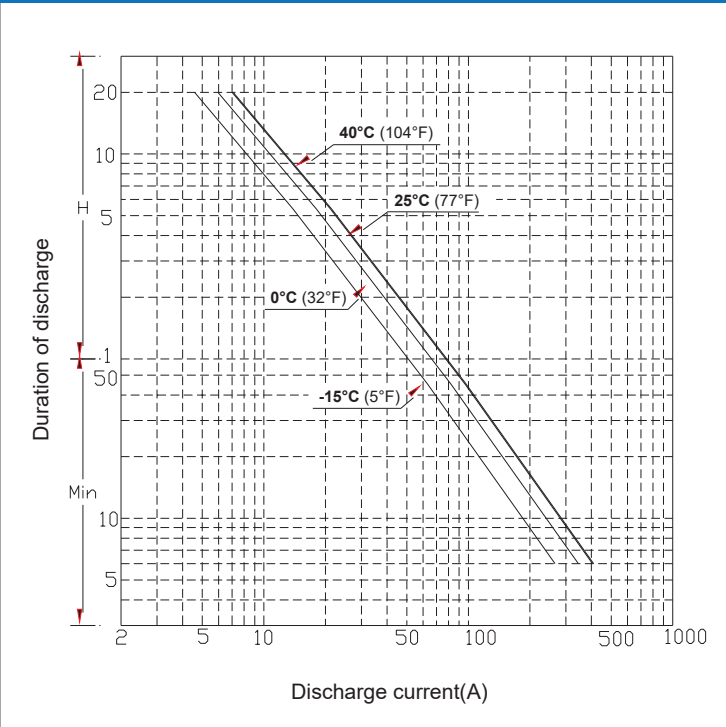
Nominal Voltage	12V
C20	140Ah
C10	126Ah
C5	115Ah
CCA	795
CA or MCA	950
HPCA	1400A (5sec)
Reserve Capacity @25 amps	260 min
Reserve Capacity @75 amps	62 min
Recommended Charge Current	28A
Maximum Charge Current	49A

Mechanical Specifications

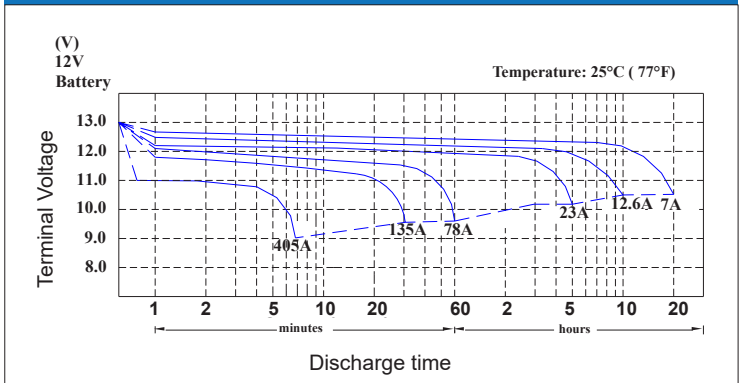
Total Height (with terminals)	283 mm (11.14 inch)
Total Height (case only)	264 mm (10.39 inch)
Length	341 mm (13.43 inch)
Width	172 mm (6.77 inch)
Weight (approx.)	43.1 kg (94.82 lbs)
Terminal Type	AP
Battery Case	ABS Plastic (Flame Res. Rating UL94-HB)



Duration of discharge vs. Discharge current



Discharge characteristics 25°C (77°F)



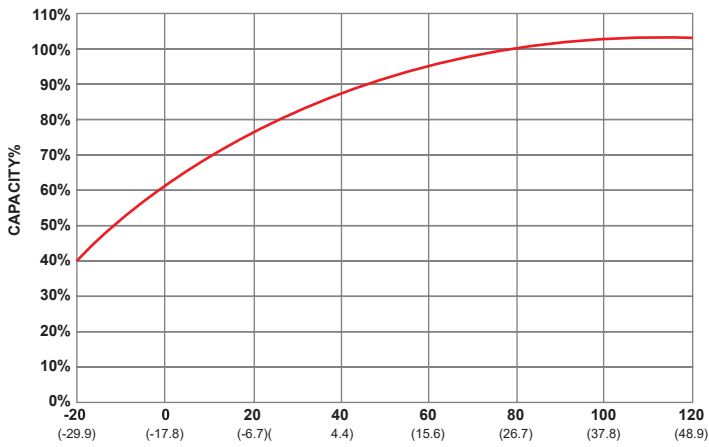
Constant Current Discharge Rating Amperes @ 25°C (77°F)

Cut off voltage V/cell 1	30M	45M	1H	2H	3H	5H	8H	10H	12H	20H	24H
1.75V	135.2	96.7	76.9	44.3	31.8	22.7	15.3	12.6	10.9	7.0	5.9

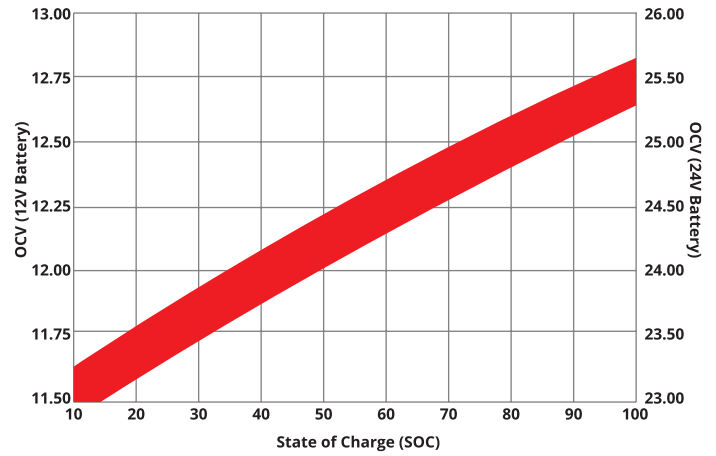
All listed ratings are @ 100% SoC, T=25°C (77°F), 1.75VPC unless otherwise specified. Specifications listed are for estimation purpose only. Battery performance can vary depending on application. Battery design subject to change.



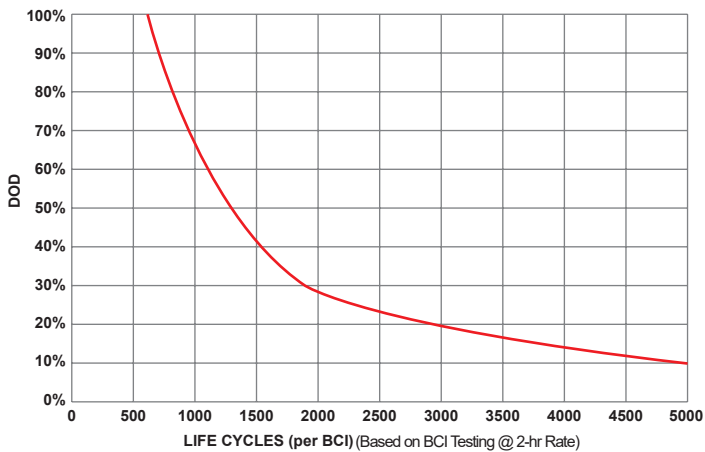
Temperature vs Capacity



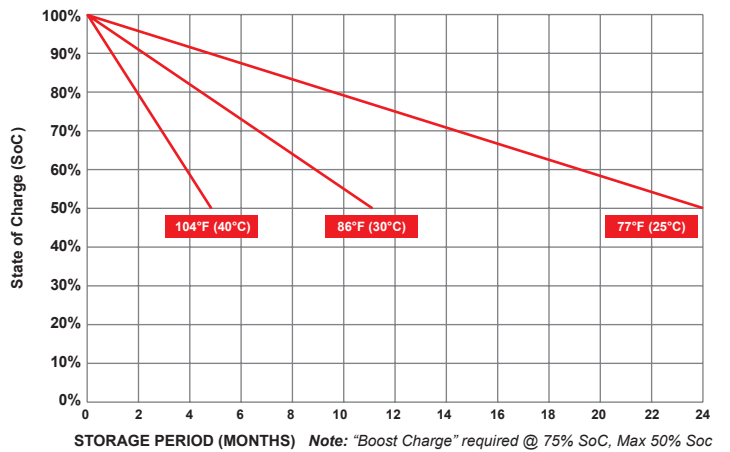
State of Charge (SOC) vs Open Circuit Voltage (OCV)



Cycle Life vs Depth of Discharge (DOD)



Self Discharge vs Time/Temperature



Temperature Range Specifications

Condition	Recommended	Maximum	Recommended	Maximum
Storage	-15°C to 50°C	-40°C to 71°C	5°F to 122°F	-40°F to 160°F
Operation	-15°C to 40°C	-40°C to 71°C	5°F to 104°F	-40°F to 160°F
Charge with TC*	-15°C to 50°C	-40°C to 71°C	5°F to 122°F	-40°F to 160°F
Charge w/o TC*	0°C to 40°C	-15°C to 50°C	32°F to 104°F	5°F to 122°F

*TC = Temperature Compensation

Charge Voltages

Charge Stage	Battery Voltages			
	12V	24V	36V	48V
Bulk	14.7V	29.4V	44.1V	58.8V
Absorption	14.7V	29.4V	44.1V	58.8V
Float	13.6V	27.2V	40.8V	54.6V

TC Factor: (-4mV°C/cell) or (-2mV°F/cell)

Terminal Torque Specs

Terminal Type	ft-lbs	in-lbs	nm
AP, DT (ap), M6, M6M (Stud), TP07 (AP), TP08 (AP)	4.2 - 0.6	50 - 70	5.6 - 7.9
FR45	6.0 - 7.5	70 - 90	7.9 - 10.1
M8	7.1 - 8.0	85 - 95	9.6 - 10.7
DT (Stud), M10M (Stud)	9.2 - 10.4	110 - 125	12.2 - 14

All listed ratings are @ 100% SoC, T=25°C (77°F), 1.75VPC unless otherwise specified.

Specifications listed are for estimation purpose only. Battery performance can vary depending on application. Battery design subject to change.