



DC180-8B

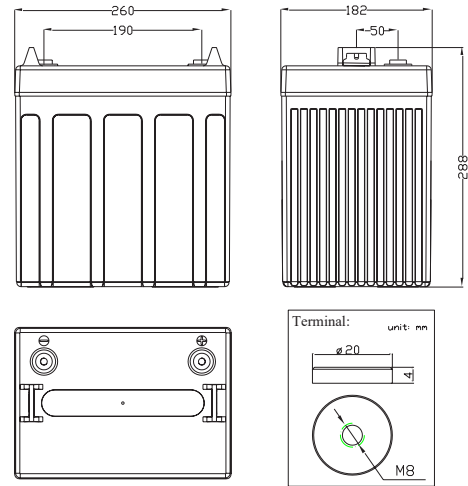
DEEP CYCLE MAINTENANCE - FREE SEALED AGM BATTERY

Electrical Specifications

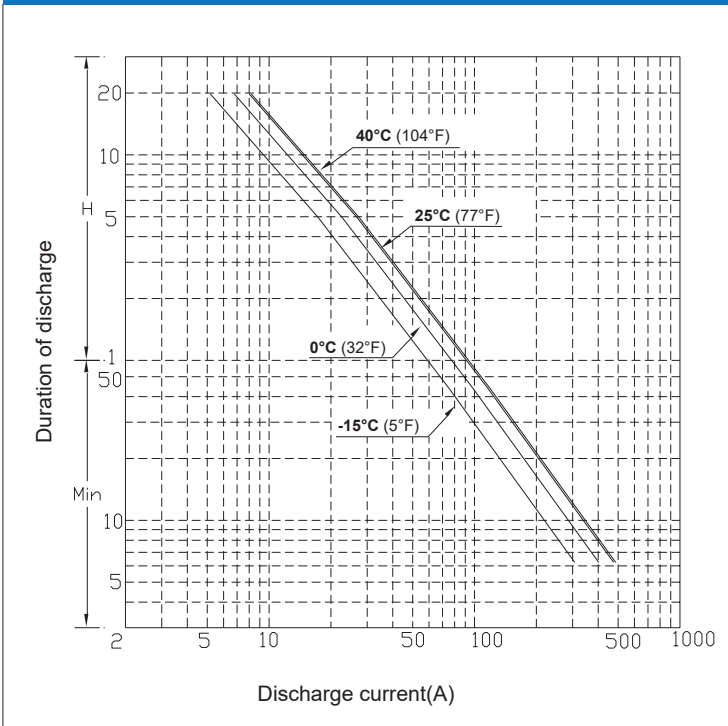
Nominal Voltage	8V
C20	180Ah
C10	165Ah
C5	147.5Ah
CCA	-
CA or MCA	-
HPCA	2000A (5sec)
Reserve Capacity @25 amps	335 min
Reserve Capacity @56 amps	125 min
Recommended Charge Current	20A - 45A
Maximum Charge Current	63A

Mechanical Specifications

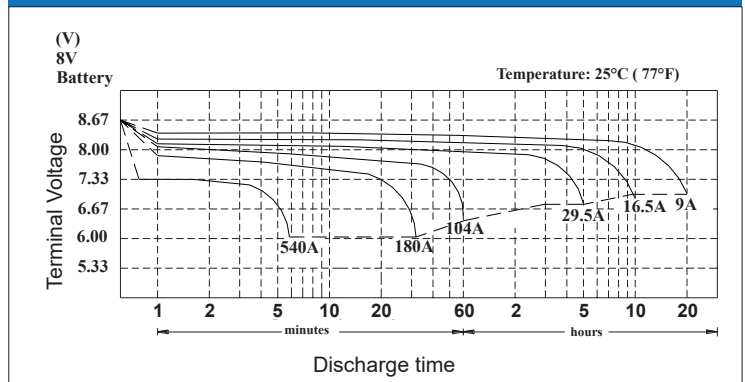
Total Height (with terminals)	288 mm (11.34 inch)
Total Height (case only)	288 mm (11.34 inch)
Length	260 mm (10.24 inch)
Width	182 mm (7.17 inch)
Weight (approx.)	34.3 kg (75.62 lbs)
Terminal Type	M8
Battery Case	ABS Plastic (Flame Res. Rating UL94-HB)



Duration of discharge vs. Discharge current



Discharge characteristics 25°C (77°F)



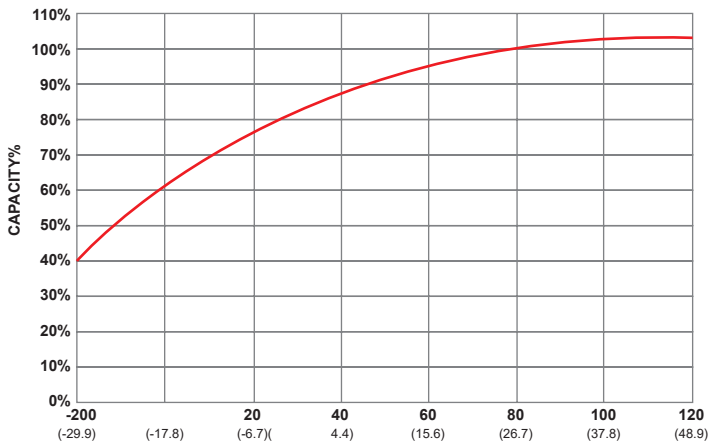
Constant Current Discharge Rating Amperes @ 25°C (77°F)

Cut off voltage V/cell 1	30M	45M	1H	2H	3H	5H	8H	10H	12H	20H	24H
1.75V	168	124	102.3	63.2	45.5	29.0	20.0	16.5	13.95	9.00	7.57

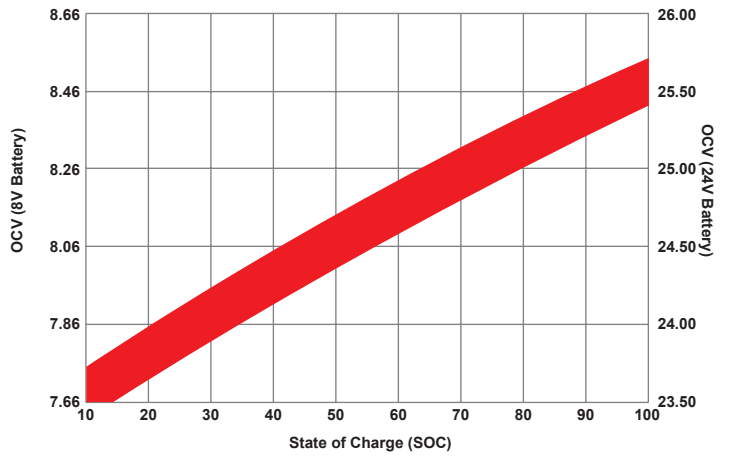
All listed ratings are @ 100% SoC, T=25°C (77°F), 1.75VPC unless otherwise specified.
Specifications listed are for estimation purpose only. Battery performance can vary depending on application. Battery design subject to change.



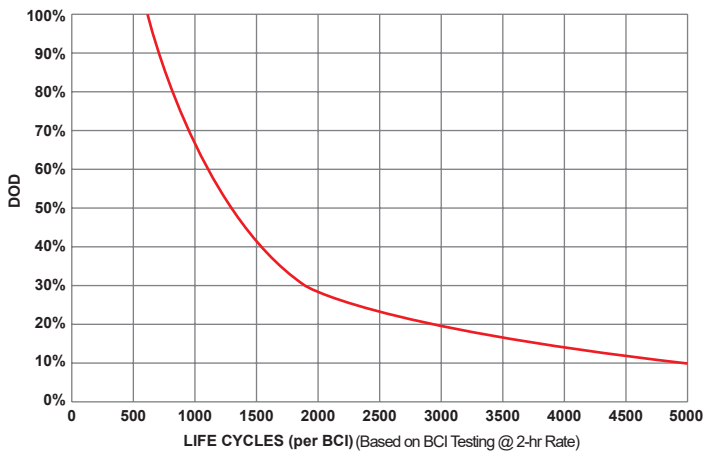
Temperature vs Capacity



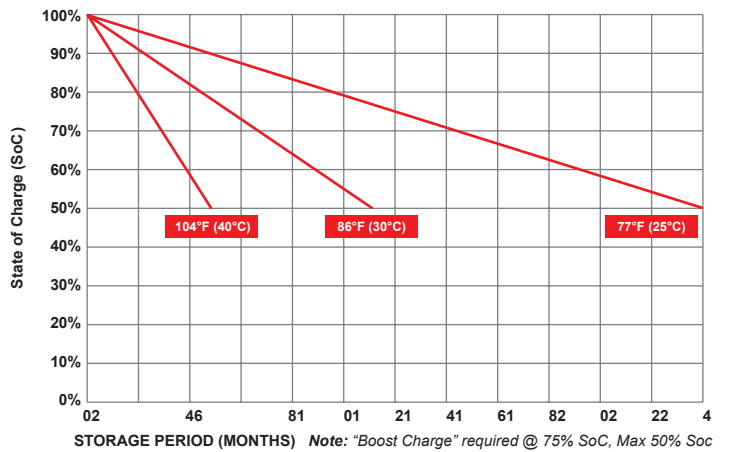
State of Charge (SOC) vs Open Circuit Voltage (OCV)



Cycle Life vs Depth of Discharge (DOD)



Self Discharge vs Time/Temperature



Temperature Range Specifications

Condition	Recommended	Maximum	Recommended	Maximum
Storage	-15°C to 50°C	-40°C to 71°C	5°F to 122°F	-40°F to 160°F
Operation	-15°C to 40°C	-40°C to 71°C	5°F to 104°F	-40°F to 160°F
Charge with TC*	-15°C to 50°C	-40°C to 71°C	5°F to 122°F	-40°F to 160°F
Charge w/o TC*	0°C to 40°C	-15°C to 50°C	32°F to 104°F	5°F to 122°F

*TC = Temperature Compensation

Charge Voltages

Charge Stage	Battery Voltages			
	12V	24V	36V	48V
Bulk	14.7V	29.4V	44.1V	58.8V
Absorption	14.7V	29.4V	44.1V	58.8V
Float	13.6V	27.2V	40.8V	54.6V

TC Factor: (-4mV°C/cell) or (-2mV°F/cell)

Terminal Torque Specs

Terminal Type	ft-lbs	in-lbs	nm
AP, DT (ap), M6, M6M (Stud), TP07 (AP), TP08 (AP)	4.2 - 0.6	50 - 70	5.6 - 7.9
FR45	6.0 - 7.5	70 - 90	7.9 - 10.1
M8	7.1 - 8.0	85 - 95	9.6 - 10.7
DT (Stud), M10M (Stud)	9.2 - 10.4	110 - 125	12.2 - 14

All listed ratings are @ 100% SoC, T=25°C (77°F), 1.75VPC unless otherwise specified.

Specifications listed are for estimation purpose only. Battery performance can vary depending on application. Battery design subject to change.