



DC215-12

DEEP CYCLE MAINTENANCE - FREE SEALED AGM BATTERY

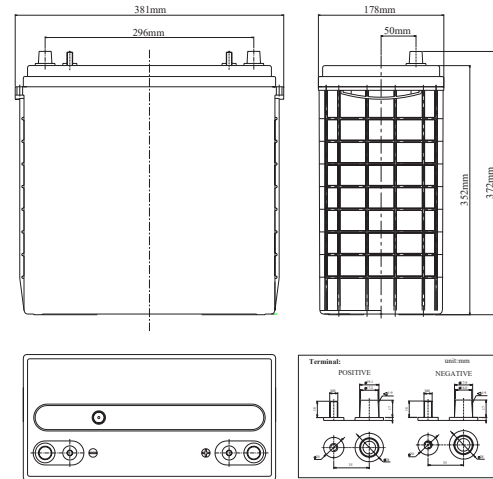
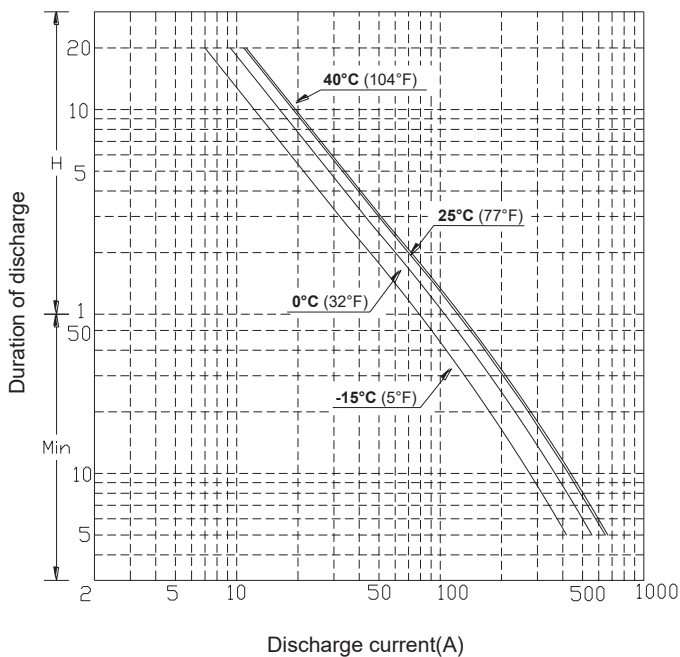
Electrical Specifications

Nominal Voltage	12V
C20	215Ah
C10	184Ah
C5	164Ah
CCA	-
CA or MCA	-
HPCA	2000A (5sec)
Reserve Capacity @25 amps	420 min
Reserve Capacity @75 amps	110 min
Recommended Charge Current	22-54A
Maximum Charge Current	75A

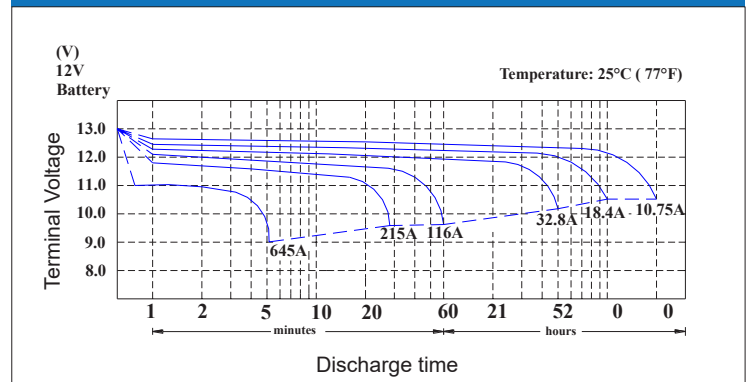
Mechanical Specifications

Total Height (with terminals)	372 mm (14.61 inch)
Total Height (case only)	352 mm (13.82 inch)
Length	381 mm (15.00 inch)
Width	178 mm (7.01 inch)
Weight (approx.)	59.6 kg (131.40 lbs)
Terminal Type	DT
Battery Case	ABS Plastic (Flame Res. Rating UL94-HB)

Duration of discharge vs. Discharge current



Discharge characteristics 25°C (77°F)



Constant Current Discharge Rating Amperes @ 25°C (77°F)

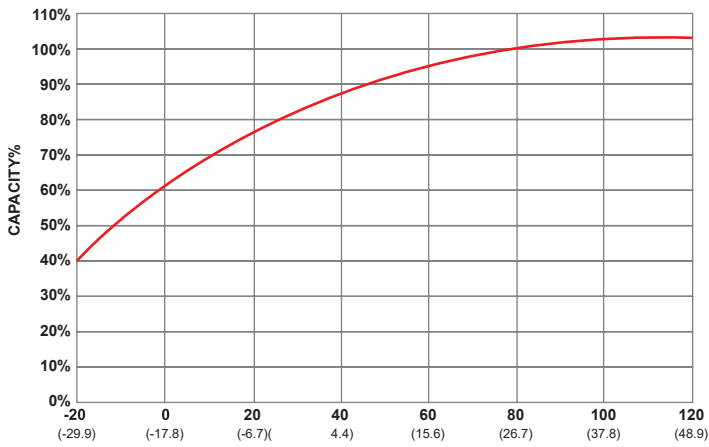
Cut off voltage V/cell 1	30M	45M	1H	2H	3H	5H	8H	10H	12H	20H	24H
1.75V	195	148	112	66.1	50.6	33.7	22.7	19.3	16.5	10.8	9.1

All listed ratings are @ 100% SoC, T=25°C (77°F), 1.75VPC unless otherwise specified.

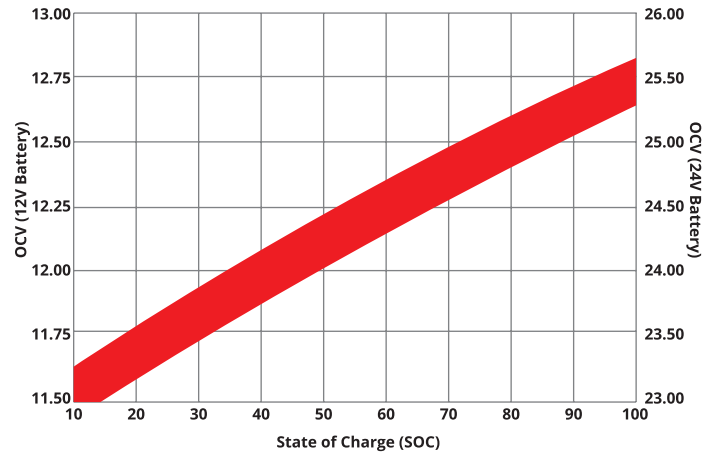
Specifications listed are for estimation purpose only. Battery performance can vary depending on application. Battery design subject to change.



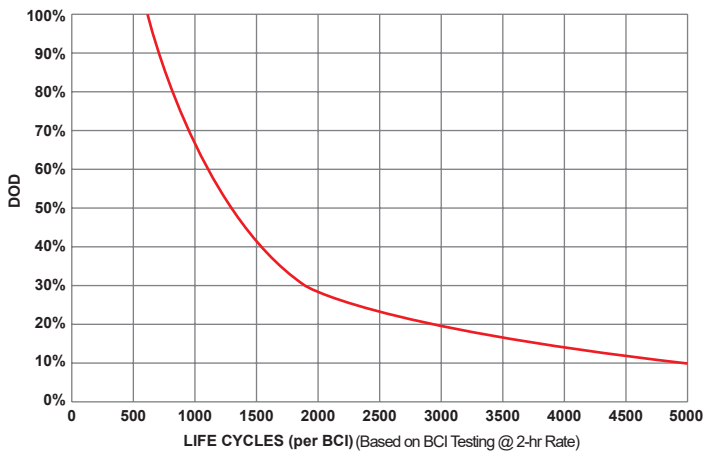
Temperature vs Capacity



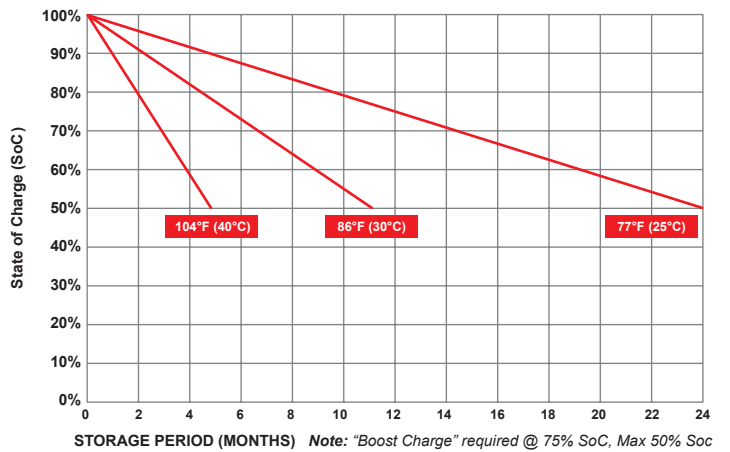
State of Charge (SOC) vs Open Circuit Voltage (OCV)



Cycle Life vs Depth of Discharge (DOD)



Self Discharge vs Time/Temperature



Temperature Range Specifications

Condition	Recommended	Maximum	Recommended	Maximum
Storage	-15°C to 50°C	-40°C to 71°C	5°F to 122°F	-40°F to 160°F
Operation	-15°C to 40°C	-40°C to 71°C	5°F to 104°F	-40°F to 160°F
Charge with TC*	-15°C to 50°C	-40°C to 71°C	5°F to 122°F	-40°F to 160°F
Charge w/o TC*	0°C to 40°C	-15°C to 50°C	32°F to 104°F	5°F to 122°F

*TC = Temperature Compensation

Charge Voltages

Charge Stage	Battery Voltages			
	12V	24V	36V	48V
Bulk	14.7V	29.4V	44.1V	58.8V
Absorption	14.7V	29.4V	44.1V	58.8V
Float	13.6V	27.2V	40.8V	54.6V

TC Factor: (-4mV°C/cell) or (-2mV°F/cell)

Terminal Torque Specs

Terminal Type	ft-lbs	in-lbs	nm
AP, DT (ap), M6, M6M (Stud), TP07 (AP), TP08 (AP)	4.2 - 0.6	50 - 70	5.6 - 7.9
FR45	6.0 - 7.5	70 - 90	7.9 - 10.1
M8	7.1 - 8.0	85 - 95	9.6 - 10.7
DT (Stud), M10M (Stud)	9.2 - 10.4	110 - 125	12.2 - 14

All listed ratings are @ 100% SoC, T=25°C (77°F), 1.75VPC unless otherwise specified.

Specifications listed are for estimation purpose only. Battery performance can vary depending on application. Battery design subject to change.