



DC224-6A

DEEP CYCLE MAINTENANCE - FREE SEALED AGM BATTERY

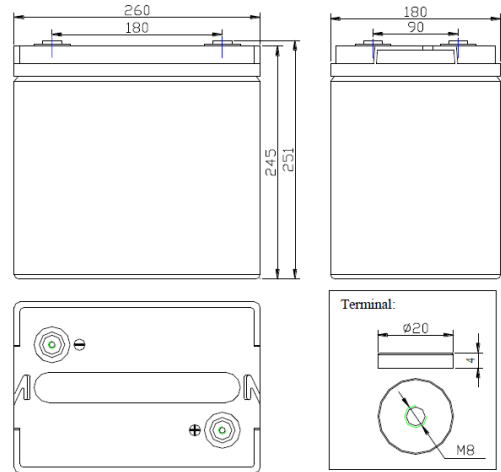
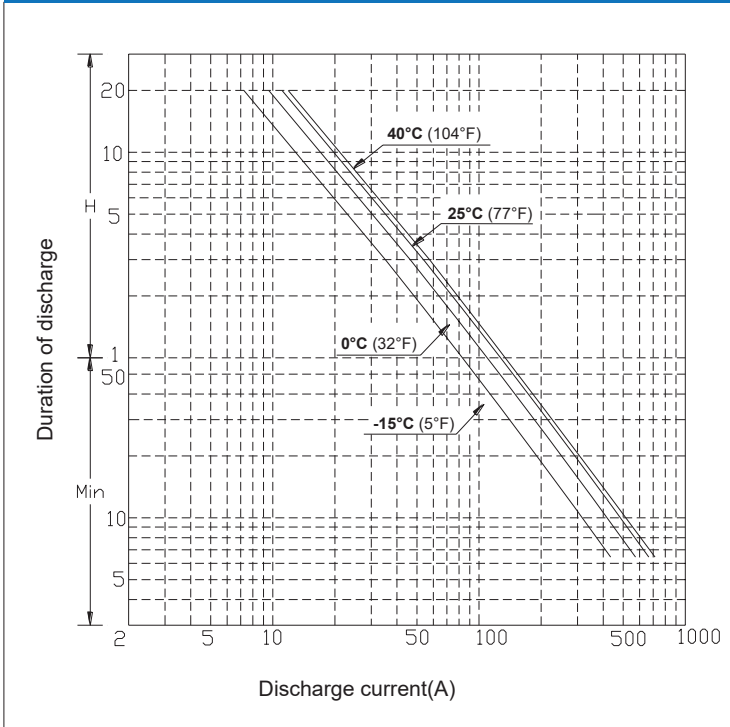
Electrical Specifications

Nominal Voltage	6V
C20	224Ah
C10	194Ah
C5	179Ah
CCA	900A
CA or MCA	-
HPCA	2000A (5sec)
Reserve Capacity @25 amps	441 min
Reserve Capacity @75 amps	113 min
Recommended Charge Current	25A - 55A
Maximum Charge Current	80A

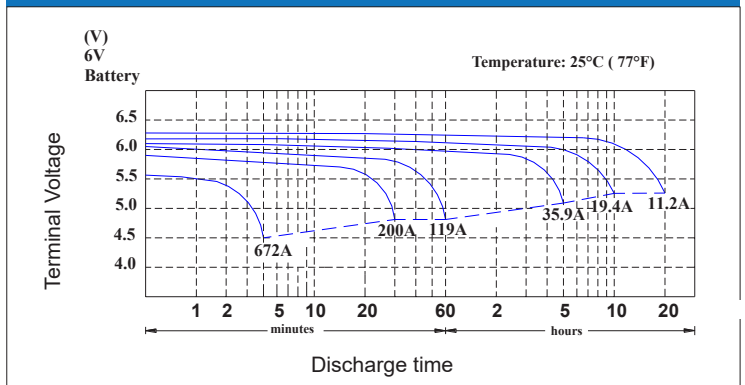
Mechanical Specifications

Total Height (with terminals)	251 mm (9.88 inch)
Total Height (case only)	245 mm (9.64 inch)
Length	260 mm (10.24 inch)
Width	180 mm (7.09 inch)
Weight (approx.)	31.0 kg (68.34 lbs)
Terminal Type	M8
Battery Case	ABS Plastic (Flame Res. Rating UL94-HB)

Duration of discharge vs. Discharge current



Discharge characteristics 25°C (77°F)



Constant Current Discharge Rating Amperes @ 25°C (77°F)

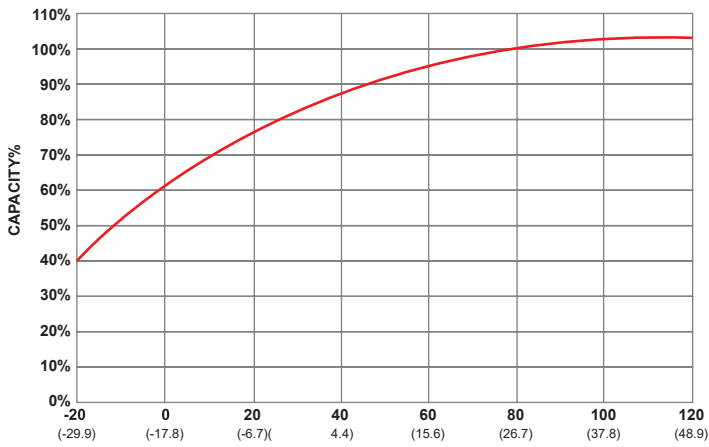
Cut off voltage V/cell 1	30M	45M	1H	2H	3H	5H	8H	10H	12H	20H	24H
1.75V	197.6	148	116	66.1	48.9	34.2	23.5	19.4	16.6	11.2	9.52

All listed ratings are @ 100% SoC, T=25°C (77°F), 1.75VPC unless otherwise specified.

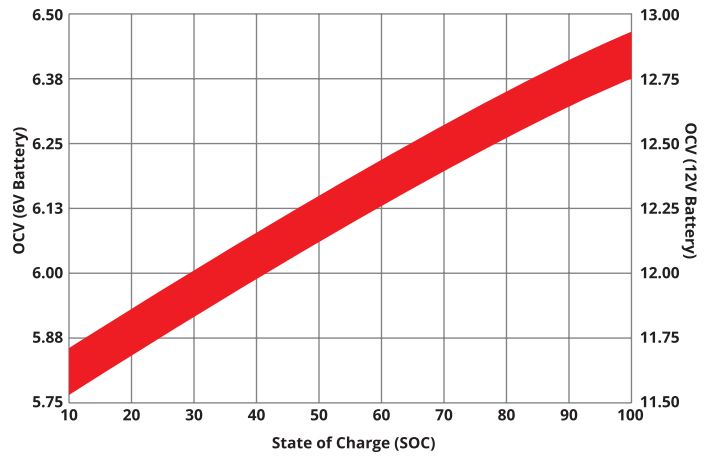
Specifications listed are for estimation purpose only. Battery performance can vary depending on application. Battery design subject to change.



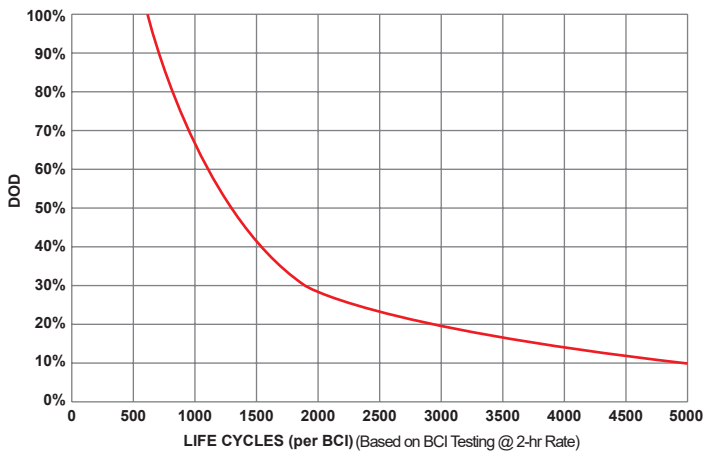
Temperature vs Capacity



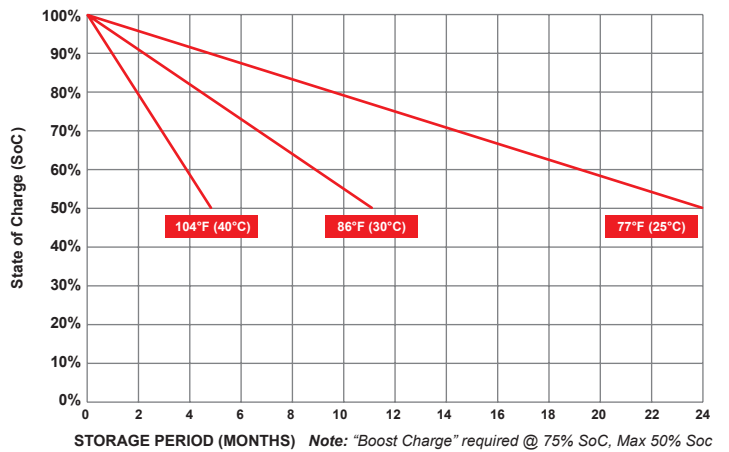
State of Charge (SOC) vs Open Circuit Voltage (OCV)



Cycle Life vs Depth of Discharge (DOD)



Self Discharge vs Time/Temperature



Temperature Range Specifications

Condition	Recommended	Maximum	Recommended	Maximum
Storage	-15°C to 50°C	-40°C to 71°C	5°F to 122°F	-40°F to 160°F
Operation	-15°C to 40°C	-40°C to 71°C	5°F to 104°F	-40°F to 160°F
Charge with TC*	-15°C to 50°C	-40°C to 71°C	5°F to 122°F	-40°F to 160°F
Charge w/o TC*	0°C to 40°C	-15°C to 50°C	32°F to 104°F	5°F to 122°F

*TC = Temperature Compensation

Charge Voltages

Charge Stage	Battery Voltages			
	12V	24V	36V	48V
Bulk	14.7V	29.4V	44.1V	58.8V
Absorption	14.7V	29.4V	44.1V	58.8V
Float	13.6V	27.2V	40.8V	54.6V

TC Factor: (-4mV°C/cell) or (-2mV°F/cell)

Terminal Torque Specs

Terminal Type	ft-lbs	in-lbs	nm
AP, DT (ap), M6, M6M (Stud), TP07 (AP), TP08 (AP)	4.2 - 0.6	50 - 70	5.6 - 7.9
FR45	6.0 - 7.5	70 - 90	7.9 - 10.1
M8	7.1 - 8.0	85 - 95	9.6 - 10.7
DT (Stud), M10M (Stud)	9.2 - 10.4	110 - 125	12.2 - 14

All listed ratings are @ 100% SoC, T=25°C (77°F), 1.75VPC unless otherwise specified.

Specifications listed are for estimation purpose only. Battery performance can vary depending on application. Battery design subject to change.